

Platteville School District Report

to parents and the community

We believe that the Platteville Public Schools are a significant asset to the quality of life in and around Platteville and we seriously accept the public trust for nurturing, guiding, and educating the young people of this community.

The Platteville Public Schools have developed a widespread reputation for excellence and we are pleased to take this opportunity to share with you some basic information about our school programs and student performance.


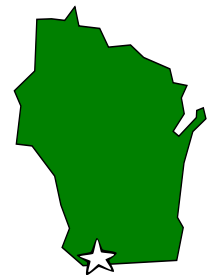
Platteville educators are proud to be recognized as leaders for learning, but we also are humbled by the substantial responsibility. We know that we can improve and we are committed to doing so.

The Wisconsin DPI has collected data from all of Wisconsin's public schools in order to provide a means of comparing individual school districts with average results state wide.

We are pleased to present you with this year's report for the Platteville School District. The *3rd through 8th and 10th* grade testing results reflect student performance during 2009 - 2010. Other facts, figures and explanations are based upon data that was collected by the Wisconsin Department of Public Instruction in 2008 - 2009. By sharing such information the community will know more about our strengths and weaknesses. We hope this summary overview offers you a starting point for learning more about how the public schools serve the Platteville community.

Sincerely,

Dean Isaacson
Superintendent of Schools



**SCHOOL DISTRICT OF PLATTEVILLE
2010 - 2011**

First Day of Classes:

- *Wednesday, September 1, 2010* – Grades Kdg through 12
- *Thursday, September 2, 2010* – Pre-K

ALL School Registration:

August 17, 2010 from 7:00 a.m. until 6:00 p.m. at your respective school. School pictures will also be taken for grades 2-12 at your respective school from 7:00 a.m. until 6:00 p.m. If you are unable to register in advance, you may register on the first day of school.

Wilkins Early Learning Center (PreK - 1st grade) 425 Broadway.....Phone: 342-4040

Westview Elementary School (2 - 3) 1205 Camp Street.....Phone: 342-4050

Platteville Middle School (4-8) 40 East Madison Street.....Phone: 342-4010


Platteville High School (9-12) 710 East Madison Street.....Phone: 342-4020

	PREK - 4TH GRADE	GRADES 5 - 8	GRADES 9 - 12
Registration Fee	\$15.00	\$25.00	\$30.00
School Lunch Fee	\$2.25 daily \$11.25 weekly	\$2.50 daily \$12.50 weekly	\$2.50 daily \$12.50 weekly
Milk Fee	\$.25 each	\$.25 each	\$.25 each
Classes Begin	8:15 a.m. PK - Gr. 3	8:15 a.m. Gr. 4-8	8:15 a.m. Gr. 9-12
Classes End	3:15 p.m. PK - Gr. 3	3:20 p.m. Gr. 4-8	3:25 p.m. Gr. 9-12

The information on this page summarizes the financial and human resources devoted to public education in Platteville. Reports on the following pages show the results of our efforts.


Revenues

	Platteville \$ Per Pupil	State Avg \$ Per Pupil	Platteville Percent of Total
Local Property Taxes	5,320	4,957	40.4%
Other Local Revenues.....	544	468	4.1%
State Revenues.....	5,818	5,533	44.2%
Federal Revenues	1480	1505	11.2%
Totals	13,162	12,463	100%



Expenditures

	Platteville \$ Per Pupil	State Avg \$ Per Pupil	Platteville Percent of Total
Educational.....	11,001	10,549	86.1%
Transportation & Facilities	1,302	1,273	10.2%
Food & Community Service.....	469	524	3.7%
Totals	12,772	12,346	100%



This data is reported by the state based upon each school district's annual financial report. As demonstrated by this data, the Platteville School District receives approximately 55% of its revenue from state and federal sources and spends somewhat more than the state average cost per pupil.

Staffing

	F.T.E.	Platteville Pupil/Staff	State Pupil/Staff Ratio
Licensed Instructors	108.94	13.02	12.70
Licensed Administrators	8.00	177.25	242.26
All Other Licensed and Non Licensed Staff	52.53	26.99	26.43
Totals	169.47	8.37	8.29




By maintaining staff to student ratios that are in line with the state average, the Platteville School District is able to provide a wide variety of programs and services to meet the needs and interests of most students.

Attendance

Attendance Rate
Platteville State Average

Wilkins Early Learning Ctr	96.2%	95.4%
Westview Elem	96.6%	95.4%
Middle School	96.3%	94.8%
High School	95.1%	92.7%



The attendance rate comes from dividing total actual days of attendance by the possible days of attendance.

Platteville Schools exceed the state average at each level.

The suspension rate comes from dividing the total number of days students were suspended by the total possible days of instruction. These figures reflect only out of school suspensions.

Out of School Suspensions

Although we wish we would never have to resort to suspension, sometimes we must in order to diffuse a problem and insure parental help with the solution.

	<i>Platteville # Days Suspended</i>	<i>Platteville Suspension Rate</i>	<i>State Suspension Rate</i>
Westview Elem	0	0.000%	0.076%
Wilkins Elem	0	0.000%	0.076%
Middle School	16	0.036%	0.198%
High School	28	0.057%	0.262%


Expulsions



	<i># of Students Expelled</i>	<i>Expulsion Rate</i>
Platteville District	4	.8%
State Districts	1,278	.1%

The expulsion rate comes from dividing the total days students were expelled by the possible days of instruction.

Expulsion is a very serious disciplinary action that we do utilize when we must to insure a safe and secure school environment.



At the elementary and middle school levels the percentage of pupils retained shows the proportion of students “held back.” It is calculated by dividing the total number of students retained by the total number of students enrolled.

At the high school level the retention rate reflects the percentage of students whose total of earned credits are not accumulating at a pace sufficient to graduate in 4 years.

Retentions

	<i>Platteville Rate</i>	<i>State Rate</i>
Elementary	2.000%	N/A
Middle School	0.000%	N/A
High School	1.064%	N/A

Graduation

High School Graduation Rate %

Platteville High School	97.5%
State Average	90.6%

The graduation rate is calculated by dividing the total number of graduates by the total number of potential graduates enrolled in twelfth grade.

Platteville typically enjoys a graduation rate that is considerably higher than the state average.

Post Graduation Follow-Up

Platteville Rate % State Rate %

4 Year College or University	54.3%	51.2%
Technical College	24.1%	23.3%
Military	4.3%	3.2%
Work Force and Other	17.3%	22.3%

Historically at least seventy five percent of Platteville’s graduates continue their education immediately following high school.

Platteville High School has earned an excellent reputation for its success in preparing students for two year technical colleges and four year colleges and universities.

In recent years vocational preparation has been significantly improved. Students who choose to enter the workforce directly have excellent opportunities for supervised work experience in the real world while completing their high school requirements.



Dropouts

The drop out rate is calculated by dividing the number of dropouts by the total high school enrollment.

<i>Drop Outs</i>	<i>Dropout % Rate</i>
------------------	-----------------------

Platteville High School	3	0.632%
State	6,031	2.112%

We are pleased that our drop out rate is lower than average, but we are concerned that some students did not find school valuable. Central Academy, an alternative program for high school students with unique educational needs, was established in 1995.

School-Sponsored Community Activities

		Enrollment Grades 9-12	Students Participating	Participation Rate
	Platteville Summary	489	32	7.0%
Required	State Summary	277,585	41,349	14.9%
	Platteville Summary	489	180	36.8%
Voluntary	State Summary	277,585	88,856	32.0%

The Platteville data above reports only those students who are participating in the high school's voluntary community service program. A number of courses and student organizations include community activities that aren't recorded in this data. We consider community service to be voluntary and do not require community service as some schools do.



Extra and Co-Curricular Activities

	Total Enrollment	Academic Offerings	Academic Participants	Athletic Offerings	Athletic Participants	Music Offerings	Music Participants
PMS	404	11	82	5	109	3	99
PHS	489	17	217	16	299	5	88

Extra and co-curricular activities provide a wide range of opportunities for students to pursue special interests. The data above illustrates that many students participate in several different extra or co-curricular offerings.

Advanced Coursework

	Mathematics % Enrolled	Science % Enrolled	Foreign Language % Enrolled
Platteville	37.0%	35.0%	40.0%

These figures show the percentage of students enrolled in advanced high school coursework.

ACT Test Results

	English	Mathematics	Reading	Science	Total
Platteville High School	23.1	25.1	23.1	23.2	23.8
State Average	22.5	22.1	22.5	22.3	22.2
National Average	20.6	21.0	21.4	20.8	21.1

These figures show the results of the American College Test for Platteville eleventh and twelfth graders. Historically Platteville students produce higher scores than the state and national average.

Wisconsin typically ranks first or second among all states nationally. Matching or exceeding the state and national averages is a good sign of success, however, international comparisons with other industrialized countries warn us not to become satisfied.

Advanced Placement Exams

	Exams Taken	Exams Passed	Percent Successful
2009	97	60	61.9%
2008	79	63	79.7%

High School students may receive college credit by successfully completing Advanced Placement exams. Platteville High School students took advanced placement tests in history, biology, English, calculus and American government.

November 2009 Wisconsin Knowledge & Concepts Examination



As a partial response to the federal No Child Left Behind (NCLB) legislation, Wisconsin requires the administration of a battery of tests to all students in grades 3-8 and 10. Reading and mathematics are tested at each grade level and language arts, science and social studies tests are also administered at grades 4, 8, and 10. A specified percentage of students at each grade level are expected to demonstrate proficiency or better on the tests. The following data shows the percentage of Platteville students who tested proficient or advanced compared

		Platteville Students	NCLB Standard	Wisconsin Students
Grade 10	Reading	75.0%	74.0%	76.0%
Grade 10	Mathematics	70.0%	58.0%	70.0%
Grade 10	Language Arts	68.0%	NA	68.0%
Grade 10	Science	67.0%	NA	72.0%
Grade 10	Social Studies	75.0%	NA	74.0%
Grade 8	Reading	92.0%	74.0%	84.0%
Grade 8	Mathematics	91.0%	58.0%	78.0%
Grade 8	Language Arts	71.0%	NA	65.0%
Grade 8	Science	89.0%	NA	80.0%
Grade 8	Social Studies	88.0%	NA	81.0%
Grade 7	Reading	90.0%	74.0%	86.0%
Grade 7	Mathematics	85.0%	58.0%	81.0%
Grade 6	Reading	88.0%	74.0%	84.0%
Grade 6	Mathematics	83.0%	58.0%	78.0%
Grade 5	Reading	84.0%	74.0%	80.0%
Grade 5	Mathematics	80.0%	58.0%	78.0%
Grade 4	Reading	91.0%	74.0%	81.0%
Grade 4	Mathematics	90.0%	58.0%	81.0%
Grade 4	Language Arts	85.0%	NA	77.0%
Grade 4	Science	83.0%	NA	77.0%
Grade 4	Social Studies	94.0%	NA	93.0%
Grade 3	Reading	84.0%	74.0%	79.0%
Grade 3	Mathematics	84.0%	58.0%	76.0%

For more detailed test data, link to WINNS at the Wisconsin Department of Public Instruction website www.dpi.state.us/

Platteville Public Schools

Where tomorrow's leaders learn today!

Neal Wilkins Elementary

Westview Elementary

Middle School

High School

District Information

Educational Services



Events of the Day

Family Access

Registration

School Board

Lunch Menu

Site Index

Weather

Welcome to the Platteville Public Schools!

District Office - 608-342-4000

Middle School - 608-342-4010

High School - 608-342-4020

Westview Elementary - 608-342-4050

Neal Wilkins Early Learning Center - 608-342-4040

The School District of Platteville is an equal opportunity employer and does not discriminate on the basis of age, race, religion, color, handicap, marital status, sex, national origin, ancestry, sexual orientation, arrest record, conviction record, or membership in the national guard, state defense force or any other reserve component of the military forces of Wisconsin or the United States.

Your comments and suggestions are appreciated: webmaster@platteville.k12.wi.us

This document last updated on July 18, 2008.

Visit our Web Site at

www.platteville.k12.wi.us

School District of Platteville
Directory
2010 - 2011

District Office

School District Office and Customer Service 342-4000
Superintendent of Schools Dean Isaacson 342-4001
Director of Business Services Art Beaulieu 342-4006

Platteville High School

Principal Dr. Jeffrey Jacobson 342-4020
Assistant Principal/Athletic Director..... Alan Minter 342-4020
Career & Technology Coordinator Greg Quam 342-4020
Guidance Counselor Amy Hoppenjan 342-4020
School Social Worker Nancy Olson 342-4020

Platteville Middle School

Principal Lisa Finnegan 342-4010
Guidance Counselor/Student Services Specialist..... Laura Melby 342-4010
Guidance Counselor/Student Services Specialist..... Vicki Feldman 342-4010
School Nurse..... Mary K. Logemann 342-4010
School Psychologist/Special Services Coordinator John Erickson 342-4025

Westview Elementary School

Principal Don Shaw 342-4050
School Social Worker Nancy Olson 342-4020

Neal Wilkins Early Learning Center

Principal ReNah Chitwood 342-4040
School Social Worker Nancy Olson 342-4020
C.A.R.E. Program..... Amy Lancaster 342-4052

Platteville Public Schools District Calendar 2008-09

July, 2008						
S	M	T	W	Th	F	S
		1	2	3	V	5
6	7	8	9	10	11	12
13	14	15	16	17	18	19
20	21	22	23	24	25	26
27	28	29	30	31		

August, 2008						
S	M	T	W	Th	F	S
					1	2
3	4	5	6	7	8	9
10	11	12	13	14	15	16
17	18	19	20	21	22	23
24	25	PD	PD	PD	V	30
31						

September, 2008						
S	M	T	W	Th	F	S
		V	2	3	4	5
6	7	8	9	ER	11	12
13	14	15	16	17	18	19
20	21	22	23	24	25	26
27	28	29	30			

October, 2008						
S	M	T	W	Th	F	S
			1	2	3	4
5	6	7	ER	9	10	11
12	13	14	15	16	17	18
19	20	21	22	23	24	25
26	27	28	29	30	V	

November, 2008						
S	M	T	W	Th	F	S
						1
2	PD	4	5	6	7	8
9	10	11	ER	13	14	15
16	17	18	19	20	21	22
23	24	25	26	V	V	29
30						

December, 2008						
S	M	T	W	Th	F	S
		1	2	3	4	5
6	7	8	9	ER	11	12
13	14	15	16	17	18	19
20	21	22	23	V	V	27
28	V	V	V			

Calendar Abbreviations
PD – Professional Development
ER – Early Release
V – Vacation

August, 2008	
	Early Registration
26-29	Professional Day - No School
29	Vacation Day - No School
September, 2008	
1	Vacation Day - No School (Labor Day)
2	First Day Elem, Middle, & High School Classes
2	Early Learning Center Parent/Student Orientation
3	First Day Early Learning Center Students
10	No Afternoon Classes - Early Release Day
October, 2008	
8	No Afternoon Classes - Early Release Day
30	End of 1st Quarter
31	Vacation Day - No School
November, 2008	
3	Professional Day - No School
12	No Afternoon Classes - Early Release Day
27-28	Vacation Days - No School (Thanksgiving)
December, 2008	
10	No Afternoon Classes - Early Release Day
24-31	No School - Holiday Break
January, 2009	
1 & 2	No School - Holiday Break
5	School resumes
14	No Afternoon Classes - Early Release Day
16	End of 2nd Quarter
19	Professional Day - No School
February, 2009	
11	No Afternoon Classes - Early Release Day
March, 2009	
11	No Afternoon Classes - Early Release Day
16-20	Spring Break - No School
April, 2009	
2	End of 3rd Quarter
3	Professional Day - No School
8	No Afternoon Classes - Early Release Day
10	Vacation Day
13	Vacation Day
May, 2009	
13	No Afternoon Classes - Early Release Day
25	Vacation Day - No School (Memorial Day)
June, 2009	
7	High School Graduation
10	Last Day of School
11	Professional Day - No School

January, 2009						
S	M	T	W	Th	F	S
				V	V	3
4	5	6	7	8	9	10
11	12	13	ER	15	16	17
18	PD	20	21	22	23	24
25	26	27	28	29	30	31

February, 2009						
S	M	T	W	Th	F	S
1	2	3	4	5	6	7
8	9	10	ER	12	13	14
15	16	17	18	19	20	21
22	23	24	25	26	27	28

March, 2009						
S	M	T	W	Th	F	S
1	2	3	4	5	6	7
8	9	10	ER	12	13	14
15	V	V	V	V	V	21
22	23	24	25	26	27	28
29	30	31				

April, 2009						
S	M	T	W	Th	F	S
			1	2	3	PD 4
5	6	7	ER	9	V	11
12	V	14	15	16	17	18
19	20	21	22	23	24	25
26	27	28	29	30		

May, 2009						
S	M	T	W	Th	F	S
					1	2
3	4	5	6	7	8	9
10	11	12	ER	14	15	16
17	18	19	20	21	22	23
24	V	26	27	28	29	30
31						

June, 2009						
S	M	T	W	Th	F	S
		1	2	3	4	5
6	7	8	9	10	PD	12
13	14	15	16	17	18	19
20	21	22	23	24	25	26
27	28	29	30			

Semester Dates
End of 1st Qtr - 43 - Oct. 30
End of 2nd Qtr - 44 - Jan. 16
End of 3rd Qtr - 48 - Apr. 2
End of 4th Qtr - 45 - June 10

Note: Each school will conduct 4 evening parent conferences. They are not shown on the calendar because individual schools may select different dates.